

COMMUNITY HOMELESSNESS REPORT SUMMARY

(Saskatoon Homelessness Report)
2019-2020 2020-2021

COORDINATED ACCESS AND HOMELESSNESS MANAGEMENT INFORMATION SYSTEM (HMIS) SELF-ASSESSMENT

SUMMARY

The table below provides a summary of the work the community has done so far to implement Reaching Home's minimum requirements for Coordinated Access and an HMIS.

How many of the Reaching Home minimum requirements has the community:

Met	Started	Not yet started
0	8	10

SUMMARY COMMENT

Are there particular efforts and/or issues that you would like to highlight for this reporting period related to your community's work to achieve the Reaching Home minimum requirements? In particular, please describe your community's efforts to set-up or improve the Coordinated Access governance structure, including processes to ensure that policies and protocols, as approved by the governance group(s), are being implemented across the system as intended to achieve desired results.

Efforts: At this time the Community Entity (CE) is working closely with the Community Advisory Board (CAB) and Service Canada representatives to improve Coordinated Access/HIFIS implementation before the March 2022 deadline. The CE is also working with the National Indigenous Homelessness Systems Pathfinder group in creation of a culturally appropriate 'assessment tool' for Coordinated Access/HIFIS. Also, the CE is working with the Canadian Lived Experience Leadership Network surrounding lived Experience of Homelessness on a National level. The City of Saskatoon was also granted additional dollars through the Rapid Housing Initiative in partnership with Canadian Mortgage and Housing Corporation (CMHC) to provide additional capital funding for much needed housing initiatives within the city. Several of our community organizations have received additional Covid-19 relief funding to assist with the Covid-19 pandemic restrictions which were greatly needed to better support our vulnerable homeless population. The implementation of the Cold Weather Strategy played a significant piece in saving lives during record-breaking cold snaps in Saskatoon. Outreach teams were assembled quickly and provided immediate shelter and support to anyone found "sleeping rough" on Saskatoon streets.

Issues: Dealing with the impact of Covid-19 was the first priority in 2020-2021 in our community. The community organizations that assist people experiencing homelessness were required to pivot both in terms of operations and services to ensure the safety of our population rather than focusing on governance models for Coordinated Access. Saskatoon has postponed the PIT count until spring 2022 due to the uncertainty of the Covid-19 infection increases that are occurring within Saskatchewan and neighbouring provinces. This has also impacted the gathering of up-to-date information to inform the coordinated access decision making. The CE organization also had significant staff turnover which caused additional delays and over-extension of the remaining staff members.

COMMUNITY-LEVEL DATA for 2019-2020

Based on the information provided in the Community Homelessness Report, the community does not have to report community-level data for 2019-2020.

What is the date range for available data from the List for this fiscal report?

- | | |
|-----------------------------------|------------|
| • First date in reporting period: | YYYY-MM-DD |
| • Last date in reporting period: | YYYY-MM-DD |

Complete the Population Groups table below using the date range indicated for this fiscal report.

Number of unique individuals (or households where not available) in each Priority Population Group who:

Priority Population Groups	Were homeless (Measures Cumulative Homelessness)	Were new to homelessness (Measures Inflow)	Returned to homelessness from housing (one or more times) (Measures Inflow)	Returned to homelessness from transitional status (one or more times) (Measures Inflow)	Returned to homelessness from unknown status (one or more times) (Measures Inflow)	State changed from inactive to active (one or more times) (Measures Inflow)
Overall homeless	0	0	0	0	0	0
Chronically homeless	0	0	0	0	0	0
Indigenous peoples	0	0	0	0	0	0
Priority Population Groups			Moved from homelessness to housing (one or more times) (Measures Outflow)	Status changed from homelessness to transitional (one or more times) (Measures Outflow)	Status changed from homelessness to unknown (one or more times) (Measures Outflow)	State changed from active to inactive (one or more times) (Measures Outflow)
Overall homeless			0	0	0	0
Chronically homeless			0	0	0	0
Indigenous peoples			0	0	0	0

Complete the Prior Living Situations table below for all individuals (or households where not available) that were homeless for the date range indicated for this fiscal report.

	Public Institutions	Transitional Housing	Permanent Housing	Unknown	Total
New to homelessness	0	0	0	0	0
Returned to homelessness	0	0	0	0	0
Total	0	0	0	0	0

COMMUNITY-LEVEL DATA for 2020-2021

Based on the information provided in the Community Homelessness Report, the community does not have to report community-level data for 2020-2021 and community-level outcomes for the reporting period.

What is the date range for available data from the List for this fiscal report?

- | | |
|-----------------------------------|------------|
| • First date in reporting period: | YYYY-MM-DD |
| • Last date in reporting period: | YYYY-MM-DD |

Complete the Population Groups table below using the date range indicated for this fiscal report.

Number of unique individuals (or households where not available) in each Priority Population Group who:

Priority Population Groups	Were homeless (Measures Cumulative Homelessness)	Were new to homelessness (Measures Inflow)	Returned to homelessness from housing (one or more times) (Measures Inflow)	Returned to homelessness from transitional status (one or more times) (Measures Inflow)	Returned to homelessness from unknown status (one or more times) (Measures Inflow)	State changed from inactive to active (one or more times) (Measures Inflow)
Overall homeless	0	0	0	0	0	0
Chronically homeless	0	0	0	0	0	0
Indigenous peoples	0	0	0	0	0	0
Priority Population Groups			Moved from homelessness to housing (one or more times) (Measures Outflow)	Status changed from homelessness to transitional (one or more times) (Measures Outflow)	Status changed from homelessness to unknown (one or more times) (Measures Outflow)	State changed from active to inactive (one or more times) (Measures Outflow)
Overall homeless			0	0	0	0
Chronically homeless			0	0	0	0
Indigenous peoples			0	0	0	0

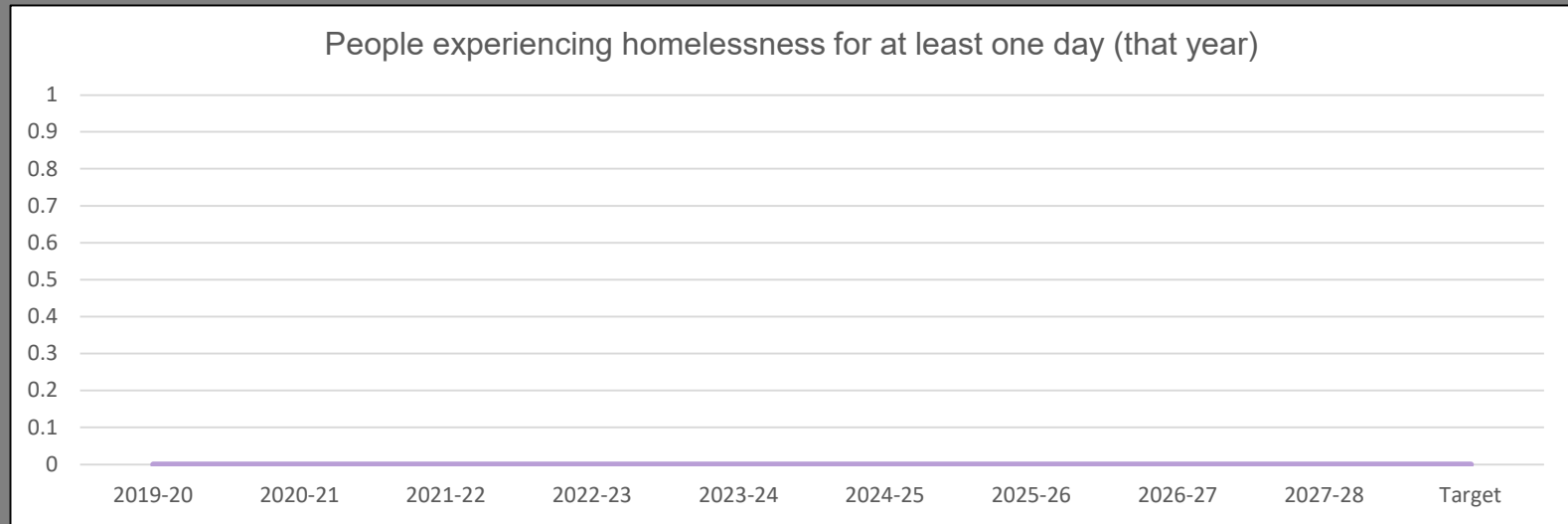
Complete the Prior Living Situations table below for all individuals (or households where not available) that were homeless for the date range indicated for this fiscal report.

	Public Institutions	Transitional Housing	Permanent Housing	Unknown	Total
New to homelessness	0	0	0	0	0
Returned to homelessness	0	0	0	0	0
Total	0	0	0	0	0

COMMUNITY-LEVEL RESULTS OUTCOMES - CORE OUTCOMES

Outcome # 1: Fewer people experience homelessness overall (homelessness is reduced overall)

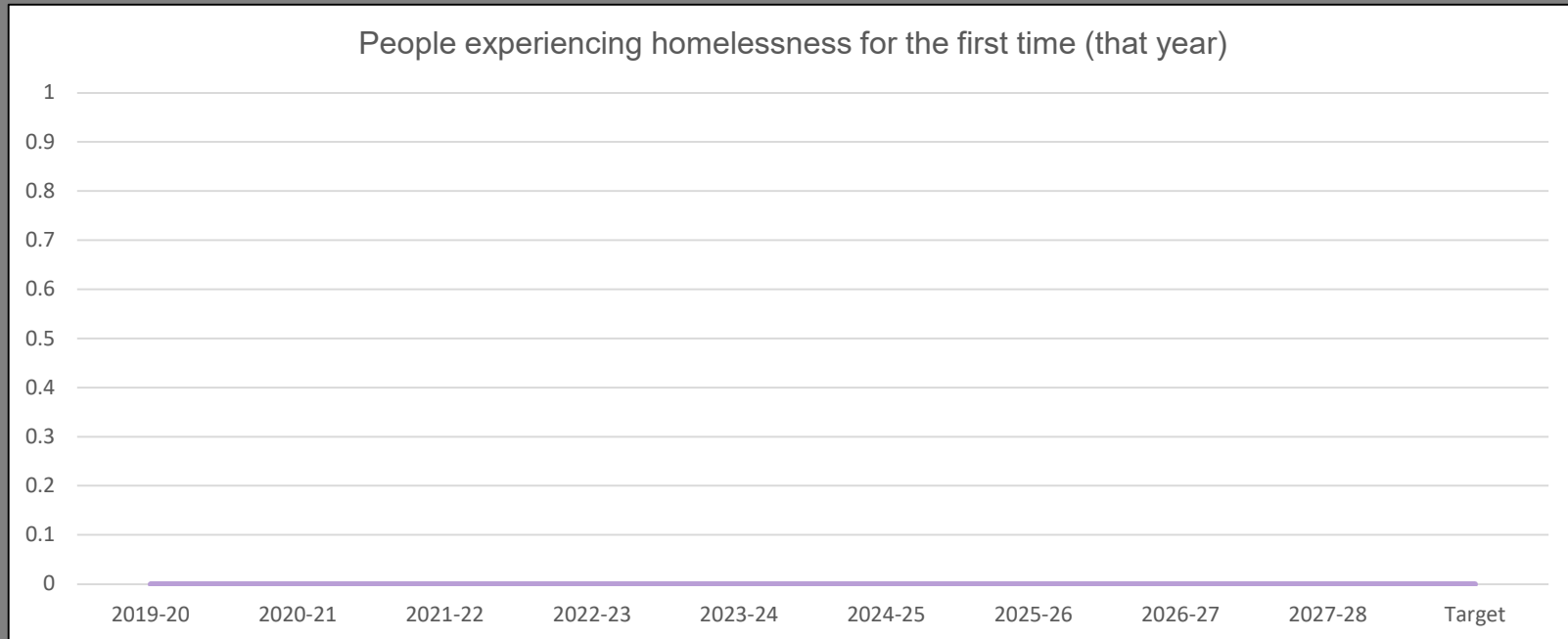
	2019-20	2020-21	2021-22	2022-23	2023-24	2024-25	2025-26	2026-27	2027-28	Target
People experiencing homelessness for at least one day (that year)	0	0	-	-	-	-	-	-	-	0



Please insert comment here

Outcome #2: Fewer people experience homelessness for the first time (new inflows into homelessness are reduced)

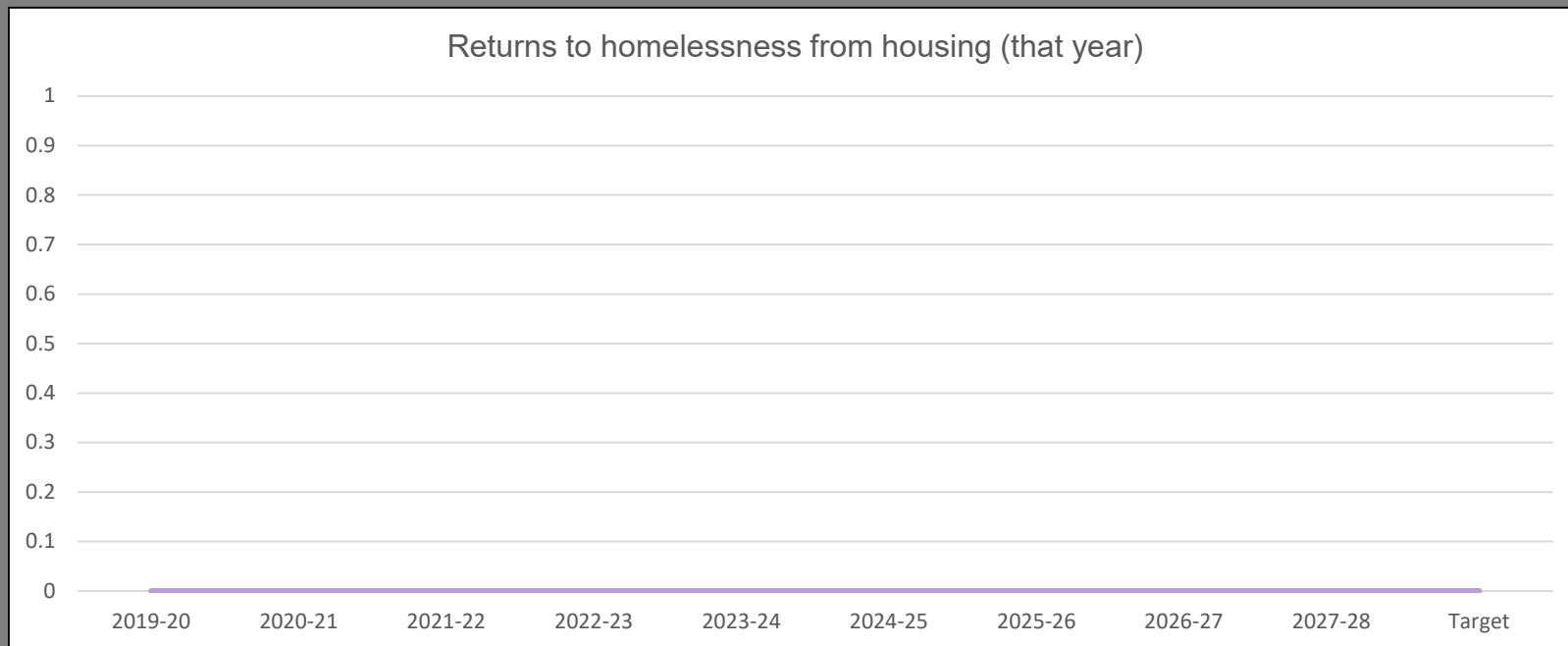
	2019-20	2020-21	2021-22	2022-23	2023-24	2024-25	2025-26	2026-27	2027-28	Target
People experiencing homelessness for the first time (that year)	0	0	-	-	-	-	-	-	-	0



Please insert comment here

Outcome #3: Fewer people return to homelessness from housing (returns to homelessness are reduced)

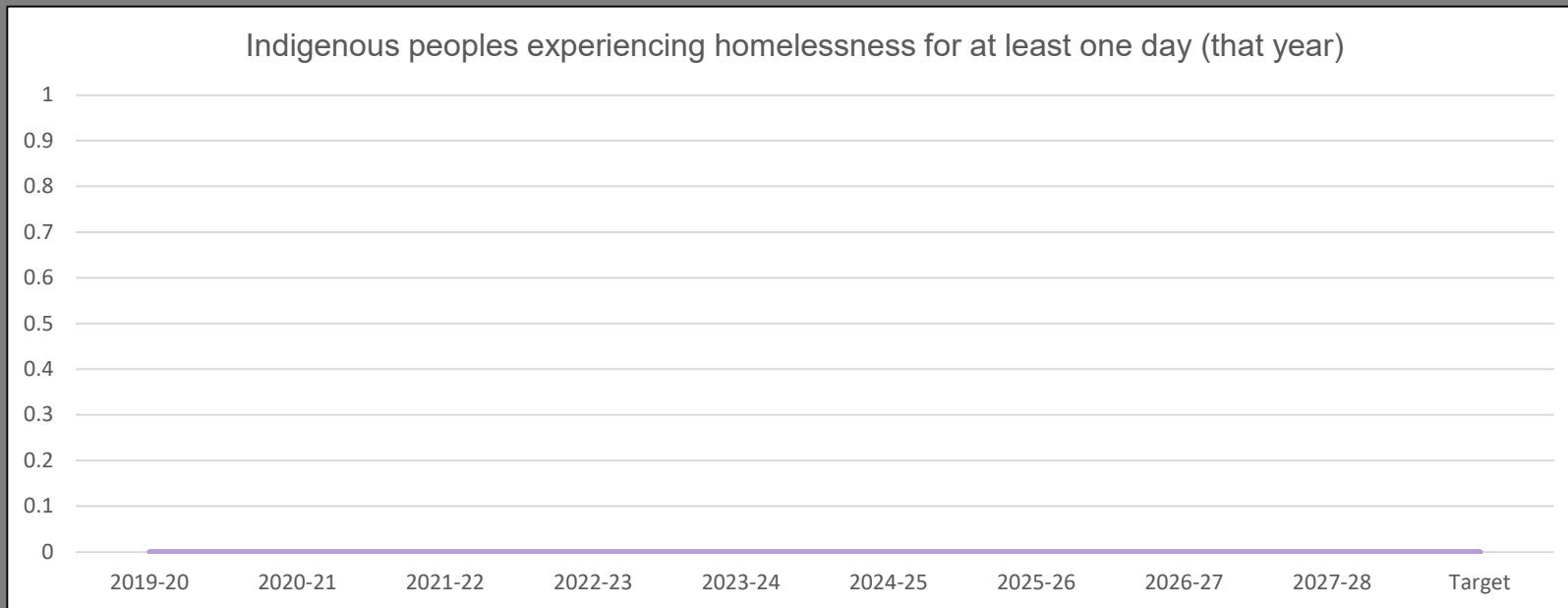
	2019-20	2020-21	2021-22	2022-23	2023-24	2024-25	2025-26	2026-27	2027-28	Target
Returns to homelessness from housing (that year)	0	0	-	-	-	-	-	-	-	0



Please insert comment here

Outcome #4: Fewer Indigenous peoples experience homelessness (Indigenous homelessness is reduced)

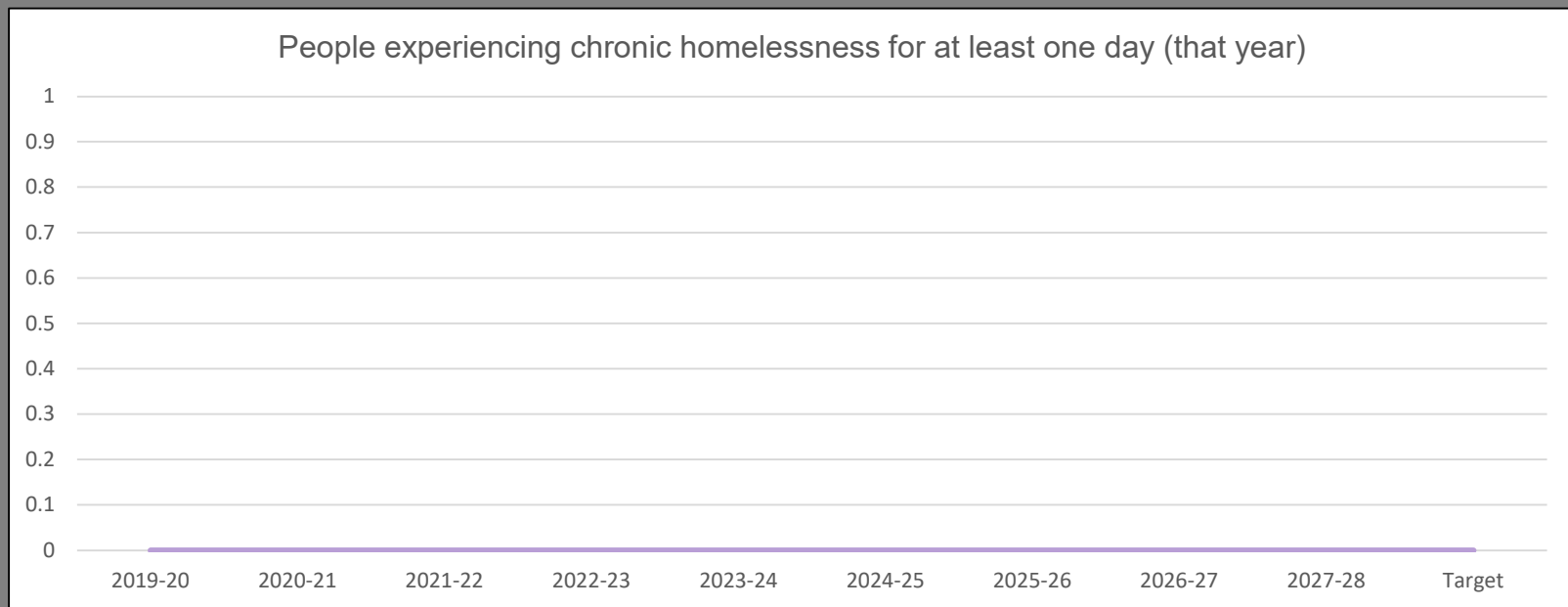
	2019-20	2020-21	2021-22	2022-23	2023-24	2024-25	2025-26	2026-27	2027-28	Target
Indigenous peoples experiencing homelessness for at least one day (that year)	0	0	-	-	-	-	-	-	-	0



Please insert comment here

Outcome #5: Fewer people experience chronic homelessness (chronic homelessness is reduced)

	2019-20	2020-21	2021-22	2022-23	2023-24	2024-25	2025-26	2026-27	2027-28	Target
People experiencing chronic homelessness for at least one day (that year)	0	0	-	-	-	-	-	-	-	0



Please insert comment here